

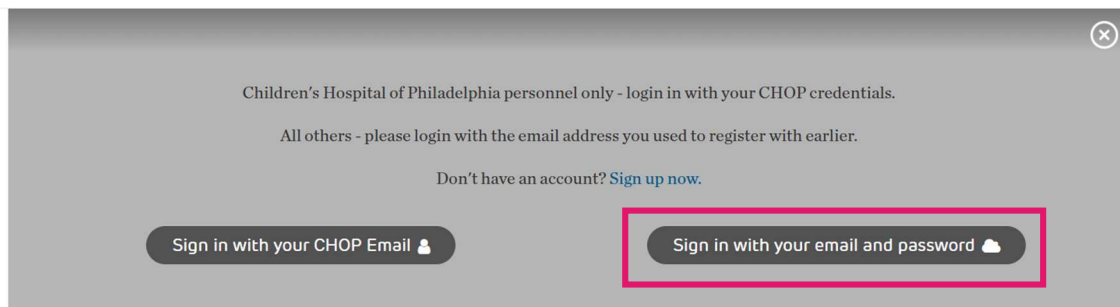
## 1. How do I create a CloudCME Account?

### Non-CHOP Account:

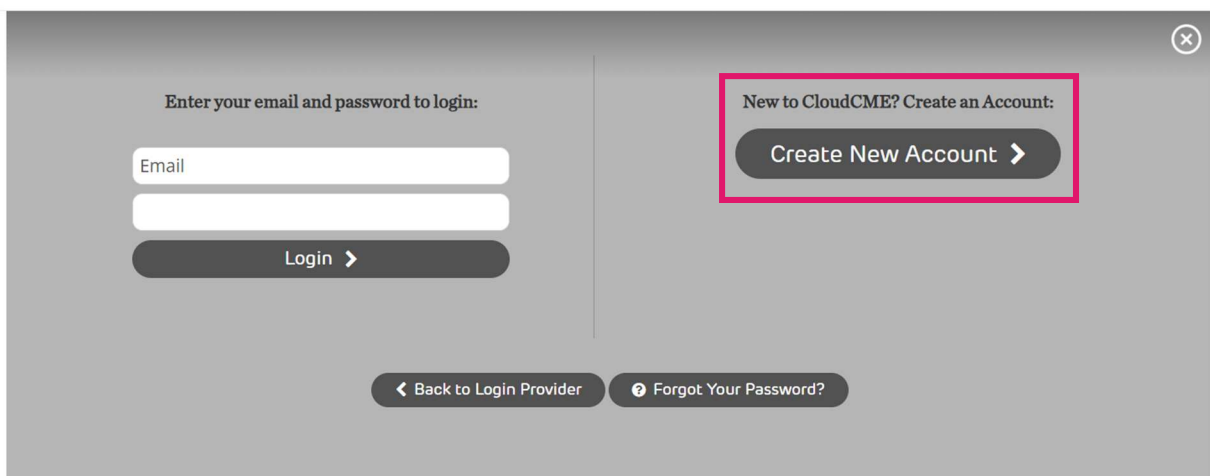
*Step 1:* Go to <https://chop.cloud-cme.com/default.aspx>. Click **Sign In**.



*Step 2:* Click the **Sign in with your Email and Password** button.



*Step 3:* Click the **Create New Account** button.




*Step 4:* Enter your information and check the **User Agreement** checkbox at the bottom. (All fields are required)

Create an Account: (All fields are required)

Email

First Name  Last Name

Password  Confirm Password


 Password Requirements

Select Degree:  Select Profession:

I provide permission for my CME/MOC completion records to be shared and transmitted to the Accreditation Council for Continuing Medical Education (ACCME).

## CHOP Employee Account:

### **Step 1: Select Sign in with your CHOP Email.**

SIGN IN LIVE COURSES ONLINE EDUCATION PEDIATRIC GRAND ROUNDS PODCASTS CONTACT US HELP 

Children's Hospital of Philadelphia personnel only - login in with your CHOP credentials.  
All others - please login with the email address you used to register with earlier.  
Don't have an account? [Sign up now.](#)

**Step 2:** You will be redirected to CHOP'S internal SSO login page. Enter your CHOP employee credentials (email and password).

**Step 3:** After successfully logging in, you will be redirected to the CloudCME homepage and automatically logged in.